



Marubeni India Meritorious Scholarship 2017-18

Online Application Manual

Prepared by Buddy4Study team





APPLICATION GUIDELINES

Stepwise instructions to help applicants in proper submission of **Marubeni India Meritorious Scholarship 2017-18** application forms

Instructions for applicants while filling the form:

- Applicants are advised to go through this information bulletin carefully and acquaint themselves with all the requirements to fill up the scholarship form.
- It will be the sole responsibility of the applicant to make sure that he/she is eligible to apply and fulfills all the conditions prescribed for the scholarship.
- If ineligibility of the applicant is detected at any stage, before or after applying for scholarship scheme or during the verification process by authorities, his/her scholarship will be cancelled without any notice. Disciplinary action will be taken against him/her.
- Applicant must check that all the details provided by him/her are correct before final submission, as there will be no provision to edit details thereafter.
- Multiple registrations made by a student is strictly prohibited. If the same is found at any stage, the application is liable to be rejected.
- Mode of submission of scholarship application is online and offline.
- Titles/Labels marked as * are mandatory in application.

Eligibility Criterion/ Who Can Apply:

- Students who have scored more than 75% marks in their board exams of Class 12 (academic session 2016-17) and are continuing their higher education in any full-time undergraduate /professional /technical courses with state/UGC recognized universities / reputed engineering, management and other technical institutes situated in **the State of Punjab (including Chandigarh) ONLY.**
- Students who are not availing any other scholarship (amount of which is INR 6,000 per annum or more)
- Students whose family income (from all sources) is not more than INR 2,00,000 per annum

Note: Children of employees of Marubeni, Buddy4Study and any Central/State government including Municipal corporation are not eligible to participate in the scholarship program.

List of documents to be attached compulsorily for scholarship in Hindi/English version as under:

- Passport size photo
- One age proof document (Acceptable documents: Birth certificate, First and last pages of a valid Indian passport, Driver's license, Class 10 mark sheet with Date of Birth mentioned)
- One identity proof (Acceptable documents: PAN Card, Voter Identity Card, Driver's License, Aadhar Card, Class 10 mark sheet with photo)
- **Family income certificate (any one)**

OPERATIONAL GUIDELINES (For Students) - Marubeni India Meritorious Scholarship 2017-18

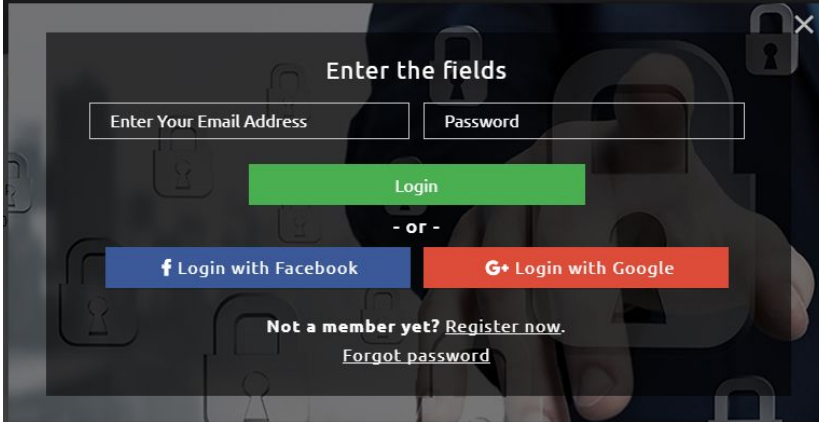


- BPL card (if belonging to BPL category)
- Income certificate (Government-approved organization)
- Recent monthly payslip of the main wage-earner of the family
- **Qualification certificates**
 - Class 10 mark sheet
 - Class 12 mark sheet
 - Latest graduation mark sheet
- **Admission letter**
 - Class 10 mark sheet
 - Class 12 mark sheet
 - Latest graduation mark sheet
- **Admission confirmation**
 - Admission letter
 - Latest college fee receipt

ONLINE SUBMISSION GUIDELINES

1. Online submission of application form can be done through the website:
<http://www.buddy4study.com/scholarship/marubeni-india-meritorious-scholarship-2018>
(For better visibility, use Chrome, Firefox, Internet Explorer 7)
2. Click on **APPLY NOW** → **Apply Online** or visit directly
<http://www.buddy4study.com/applications/MIM2/instruction>
3. To start the application, login/register yourself.
 - a. You can use the following 3 options to login/register yourself.
 - Login with Facebook (Preferred)
 - Login with Google Plus (Preferred)
 - Login with Email







Enter the fields

Enter Your Email Address Password

Login

- or -

 Login with Facebook  Login with Google

Not a member yet? [Register now.](#)
[Forgot password](#)

4. After signing in, click on the 'START APPLICATION' button to start filling the form. A 6-step form page will open:

Step 1: Fill all the personal details and click on **Save and Next**.



Personal Details

I want scholarship For class*
--Select Class--

First Name*
[Text Field]

Last Name*
[Text Field]

Email*
[Text Field]

Mobile Number*
[Text Field]

Alternate Mobile Number
[Text Field]

No Of Dependents
--Select--

Aadhar Number
[Text Field]

Date of Birth*
[Date Picker]

Postal Address*
[Text Field]

Pin Code*
[Text Field]

State*
[Dropdown]

District*
[Dropdown]

City*
ghazlabad

Religion
--Religion--

Category
General

Gender*
Female

Physically Challenged*
NO

Annual Family Income*
INR > [Text Field] Annual

Is any living Parent/Grand Parent/Brother/Sister a Government Employee?*
 Yes No

Save & Next...



Step 2: Fill your education details.

- Select Class 1-10, 11 & 12, board/university, subject, passing month, passing year, school/college name, CGPA/Percentage and total CGPA/100%.
- Enter your college/institute admission information (if any).
- Click on **Save & Next** button.

EDUCATIONAL QUALIFICATIONS

Class Details

Class/Degree*
--Select Class/Degree--

Passing Year*
--Select Year--

Passing Month*
--Select Month--

Present Class

Institute/School/College Details

Institute/School/College Name*
Address*

Principal Name
Office Number

State*
--Select State--

District*
--Select District--

City*
Pincode*

Marks Details

Marking Grading

Marks obtained
Total Marks

Submit Only

Save & Next...



Step 3: Fill family earning details:

- Name of earning member, relation with candidate, absolute annual income
- Click on **Save & Next** button.

FAMILY EARNINGS

Name	Relationship	Qualification	Occupation	Absolute Annual Income	Edit	Delete
------	--------------	---------------	------------	------------------------	------	--------

[Next](#) [Add Family Income](#)

MEMBER

Name of Earning Member:

Relationship with Candidate:

Qualification:

Occupation:

Absolute Annual Income:

[Submit](#) [Save & Next...](#)



Step 4: Document attachments:

- Please upload scans/photos of the below-mentioned documents to complete your application (Originals of all documents along with copies of the same duly attested by Nodal officer/Notary Public/Gazetted officer/First class magistrate will be needed at the time of final interview).
- List of mandatory documents
 - 10th Mark sheet
 - 12th Mark sheet
 - Admission Letter
 - Age Proof
 - Family Income Proof
 - Identity Proof (Aadhaar card)
 - Latest college fee receipt
 - Passport size photograph

MANDATORY DOCUMENTS

- Passport sized photograph
- 10th Marksheet
- Latest college fee receipt
- Identity Proof (aadhaar card)
- 12th Marksheet
- Family Income Proof
- Admission Letter

MY DOCUMENTS

ID	Document Name	Document Details	Action
			Upload Document

CHECKLIST OF THE DOCUMENTS

Select document name from below dropdown menu and then browse a document from your computer.

--Select Document Name--



Step 5: Qualitative achievement

- Please give answers of the questions.

The screenshot shows a web-based form titled 'QUALITATIVE ACHIEVEMENT'. On the left is a vertical navigation menu with seven items: 'Personal Info', 'Education', 'Family Earnings', 'Documents', 'Qualitative Achievement' (which is highlighted with a grey arrow), 'References', and 'Summary'. Each item has a yellow circular icon. The main content area has a grey header with the title 'QUALITATIVE ACHIEVEMENT'. Below the header are two questions: 'Q1. Tell us About Yourself?' and 'Q2. Tell us About Your Career Aspirations and How this Scholarship Will Help You?'. Each question is followed by a large, empty white text box for the answer. A blue button labeled 'Next...' is positioned at the bottom right of the form area.



Step 6: Reference and document attachments:

- Add 2 references: person's name, contact detail, occupation, address (friends, neighbours or teachers who should be responsible persons & know you well).
- Click on **Save & Next** button.

MY REFERENCES

MINIMUM 2 REFERENCE REQUIRED)

Name	Phone	Relation	Occupation	Address	Edit	Delete
------	-------	----------	------------	---------	------	--------

Next Add Reference

CHECKLIST OF THE REFERENCE

Select reference name from below dropdown menu and then browse a document from your computer.

Name Mobile

Occupation Relation

Address

Submit Next...



Step 7: Final declaration & form submission:



- [Personal Info](#)
- [Education](#)
- [Family Earnings](#)
- [Documents](#)
- [Qualitative Achievement](#)
- [References](#)
- [Summary](#)

Final Declaration & Form Submission

First Name	Last Name
Email	Mobile Number
Aadhar Number	Date of Birth
Postal Address	Pincode
State	District
City	Religion
Category	Gender
Physically Challenged	Annual Family Income
Government Employee	

EDUCATION

Class	Institute/School/College	Marks/Grade/CGPA
Class 11 Chhattisgarh Board PCMB	';:;njlknlkjlklk lkmjklkk East Kameng Arunachal pradesh	222/222
Class 12 Passed CBSE PCB	JKLJLJ 654876 Bhiwani Haryana	515/5545

FAMILY EARNINGS

No Records Found.

MY DOCUMENTS

No Records Found.

QUALITATIVE ACHIEVEMENT

Q1. Tell us About Yourself??

Q2. Tell us About Your Career Aspirations and How this Scholarship Will Help You??

MY REFERENCES

No Records Found.

I, hereby declare that the information, documents and explanations submitted by me in this form is complete, true and correct. I understand and agree that in case the information, documents and explanations furnished here found to be incorrect, false or misleading at any stage, my candidature for the purpose of scholarship is liable to be cancelled.

Submit

This completes the Online Application Process for Marubeni India Meritorious Scholarship 2017-18. You will receive a confirmation email/SMS. You can track the application status by logging into your account.

OPERATIONAL GUIDELINES (For Students) - Marubeni India Meritorious Scholarship 2017-18